

TEACHER'S OUTLINE

LESSON 3: "Show Business"/GRADES 4TH – 6TH

Key Concept: The Cherokee Kid & Indian Cowboy

While the beginning of this chapter describes Rogers' Vaudeville roots, the focus of this segment moves towards Will Rogers' rise as an entertainer through political commentary. As he gained popularity, "journalists, businessmen, and entertainment people would come to see him night after night." It was through these early experiences that Will Rogers learned to hone his skills in topical commentary monologues for which he is so well known.

Learning Objectives

1. Increase understanding of Vaudeville in American history
2. Recognize Will Rogers' unique wit and ability to relate to many people
3. Develop skills in identifying humor in political commentary demonstrated by

Will Rogers Video Clip

Before completing the Learning/Media Activity or Student Handouts for this lesson, students should watch Chapter 3 of the documentary Will Rogers & American Politics. If time or resources do not allow, students should at a minimum, view the short video clips for Lesson 3. These clips can be found here <https://www.youtube.com/watch?v=YVvnLWml5t4> and https://www.youtube.com/watch?v=j_1JNmVYIRc

Learning/Media Activity: Will Rogers Movie Poster Creator

Using the supplied activity sheet and their own creativity, students will create their own Will Rogers movie poster. Will was featured in more than 70 movies throughout his career. As an instructor, you should score students based upon their use of creativity, originality, thoughtfulness, and artistry.

Student Handouts:

Students will be challenged to demonstrate their comprehension of material covered in Lesson 3. Additionally, students will be given the opportunity to further explore and discuss various topics covered in the lesson material.



Oklahoma
Historical
Society



LIGHTS...CAMERA...ACTION!

MOVIE POSTER CHALLENGE

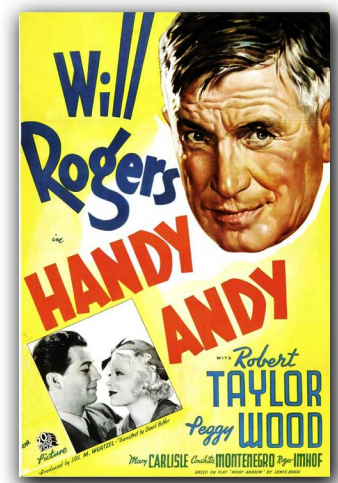
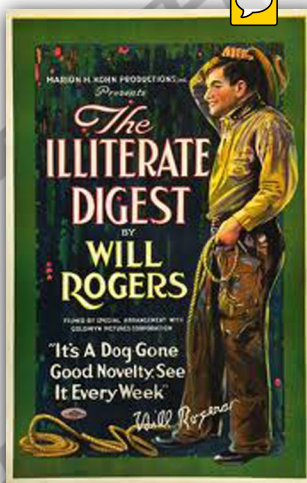
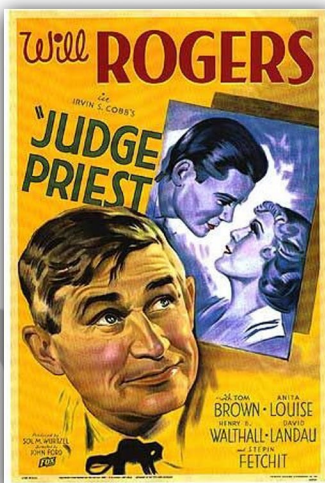
INTRODUCTION


Will Rogers was known for a variety of successful ventures in his life, and his performances on the big screen were no different! One of the most interesting collections of archived Will Rogers print material are the many movie posters featuring Will along with other great performers. These posters were a major advertising tool for movies in Will's day, so colors and design were extremely important in drawing the attention of people passing by.



ASSIGNMENT

Using a standard size sheet of paper, create a fictional movie poster featuring Will Rogers. You may choose to draw your poster, or print, cutout, and paste images from online sources such as www.willrogersed.org. You should create the title of your movie and include additional actors or actresses who will star in your film along with Will Rogers. Be creative! Additionally, on a separate sheet of paper, provide at least a one-paragraph description of your movie, describing the main plot. You will be graded based on your creativity, use of color, and originality.





STUDENT HANDOUT

LESSON 3: "SHOW BUSINESS"
4TH-6TH GRADE

NAME: _____

DATE: _____

CLASS: _____

CONTENT REVIEW

1. Vaudeville is where Will Rogers got his start, not as a "talker" but as a _____.
2. The film mentions the different types of acts that Vaudeville provided to entertain audiences. List three of the types of acts/talents mentioned in the film.
3. According to the film, what American President did Will Rogers "gibe?"
4. What unique method did Will Rogers incorporate into his political commentary that often allowed him to talk about controversial issues in a way that put people at ease?

DISCUSSION QUESTIONS

1. Compare and contrast the differences and similarities between Vaudeville during the days of Will Rogers with contemporary forms of entertainment.
2. Why was Will Rogers able to get along with politicians when he was making jokes about them in public as part of his career as an entertainer? How did he endear himself to politicians?

STUDENT HANDOUT

LESSON 3: "SHOW BUSINESS"
4TH-6TH GRADE

ANSWER KEY

CONTENT REVIEW

1. Vaudeville is where Will Rogers got his start, not as a "talker" but as a trick roper.

2. The film mentions the different types of acts that Vaudeville provided to entertain audiences. List three of the types of acts/talents mentioned in the film.

singing, acting, dancing, juggling, comedy, trick roping

3. According to the film, what American President did Will Rogers "gibe?"

Woodrow Wilson

4. What unique method did Will Rogers incorporate into his political commentary that often allowed him to talk about controversial issues in a way that put people at ease?

Humor

DISCUSSION QUESTIONS

1. Compare and contrast the differences and similarities between Vaudeville during the days of Will Rogers with contemporary forms of entertainment.

TEACHER'S DISCRETION

2. Why was Will Rogers able to get along with politicians when he was making jokes about them in public as part of his career as an entertainer? How did he endear himself to politicians?

TEACHER'S DISCRETION